


HE SERIES ERVs

COMMERCIAL ENERGY RECOVERY VENTILATORS



HE07RT shown

- ◆ Packaged static-plate total energy recovery ventilator
- ◆ 166–8,800 CFM
- ◆ TEFC premium efficiency motors for HE1.5X–HE8X and EC-motor for HE07, HE10 and an option for HE1.5X
- ◆ Options and accessories: bypass economizer, integrated programmable controls, VFDs, double wall, Class 1 low-leakage dampers, MERV 13 filters



 **VENTILATION SOLUTIONS
FOR EVERY APPLICATION**

HE SERIES PACKAGED ENERGY RECOVERY VENTILATOR

DEFICIENT INDOOR AIR QUALITY IS A THREAT

As **buildings get tighter to seal weather out, they seal in contaminants**, causing deficient indoor air quality (IAQ). Typical contaminants include off-gassing from carpeting, furniture and building materials, excess humidity and mold, odors, cooking and cleaning fumes, CO2, hair and fibers, to name a few.

Deficient IAQ is a threat since it can harm occupant health and cognitive function, damage structures and hurt the bottom line. It's especially concerning since people spend about 90% of their time indoors, and indoor air can be two to five times—and up to 100 times—more polluted than outdoor air. The EPA ranks indoor air pollution as a top-five health risk.¹

ADVERSE EFFECTS OF DEFICIENT IAQ

HEALTH PROBLEMS

Deficient IAQ can cause allergies, headaches, coughs, asthma, skin irritations and breathing difficulties, as well as cancer, liver disease, kidney damage and nervous-system failure.

COGNITIVE IMPAIRMENT

Harvard and Berkeley Lab found that CO2—a constituent of exhaled breath—negatively impacts thinking and decision-making at levels commonly found indoors.²

DISEASE TRANSMISSION

Ventilation with outdoor air is vital to diluting airborne contaminants and decreasing disease transmission rates.

REDUCED PRODUCTIVITY

Berkeley Lab found that deficient IAQ can cost \$200 billion in debilitated worker performance and \$58 billion in lost sick time.³



VENTILATION CAN ENHANCE IAQ AND DECREASE THE TRANSMISSION OF AIRBORNE INFECTIOUS DISEASES, INCLUDING COVID-19: [BIT.LY/COVID19WP_22](https://bit.ly/COVID19WP_22)

¹ "Why Indoor Air Quality is Important to Schools," U.S. Environmental Protection Agency (EPA), <https://bit.ly/2SoyRjC>.

² Romm, "Exclusive: Elevated CO2 Levels Directly Affect Human Cognition, New Harvard Study Shows," Climate Progress, <https://bit.ly/2Vp6AE2>.

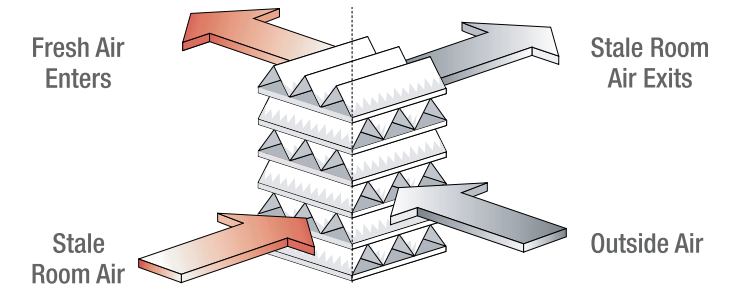
³ Alevantis, Berman, Mills, Perlman, "The Costs and Financial Benefits of Green Buildings," U.S. Green Building Council (USGBC), <https://bit.ly/2KnP50c>.

HIGHEST-QUALITY INDOOR AIR VIA VENTILATION

The solution to pollution is dilution achieved via **increased and balanced ventilation**, which is the most effective way to realize cleaner and healthier indoor air. With enough controlled fresh and filtered outdoor air coming in to replace equal parts of stale indoor air via balanced design, IAQ will be enhanced.

This can be done energy-efficiently, cost-effectively and sustainably with RenewAire's energy recovery ventilation solutions, which reuse otherwise-wasted total energy from the exhaust airstream to condition incoming outdoor air. The results are improved IAQ, greater ventilation efficiency and major energy cost savings.

AIRSTREAMS DO NOT MIX & POLLUTANTS ARE NOT TRANSFERRED ACROSS PARTITION PLATES



ASHRAE BUILDING CODES & STANDARDS

With the goal of building sustainably and creating healthy environments for all, the American Society of Heating, Refrigerating and Air-Conditioning Engineers (ASHRAE) has written several standards and guidelines. By enhancing IAQ and saving energy, RenewAire technologies provide the means to meet and exceed all ASHRAE standards and guidelines. Following these parameters leads to greener structures and healthier occupants.

- ◆ **ASHRAE Standard 62.1:** "Ventilation for Acceptable Indoor Air Quality" is the recognized standard for designing ventilation systems to achieve acceptable IAQ. ERVs play a key role by creating cleaner and healthier indoor air while optimizing energy efficiency.
- ◆ **ASHRAE Standard 90.1:** "Energy Standard for Buildings Except Low-Rise Residential Buildings" is a benchmark for commercial building energy codes in the U.S. and across the world. ERVs are required in several instances based on climate zone and percent of outdoor air at full design airflow rate.



RENEWAIRE VENTILATION SOLUTIONS IMPROVE HEALTH & WELLNESS

RENEWAIRE CORE TECHNOLOGY

CERTIFICATION

- ◆ Commercial Units: Certified by the Air Conditioning, Heating and Refrigeration Institute (AHRI) for an industry-leading, low-to-zero Exhaust Air Transfer Ratio (EATR) at typical static pressure differential
- ◆ Residential Units: Certified by the Home Ventilating Institute (HVI) against standard CAN/CSA-C439-18 for an industry leading CFM/w and energy transfer effectiveness (except BR 70)
- ◆ Superior core flammability performance; passes UL-723 and UL-1812

MAINTENANCE

- ◆ RenewAire cores are easy to clean without removing them from the unit, and they never require washing

INNOVATIVE CONSTRUCTION

- ◆ Core exchanger material is cellulosic-based and doesn't contain or use halogenated flame retardants or PVCs
- ◆ Manufactured with a galvanized steel frame

RELIABILITY

- ◆ An industry-leading 10-year structural and performance warranty for the static-plate core, two-year warranty for commercial products

EXCEPTIONAL PERFORMANCE

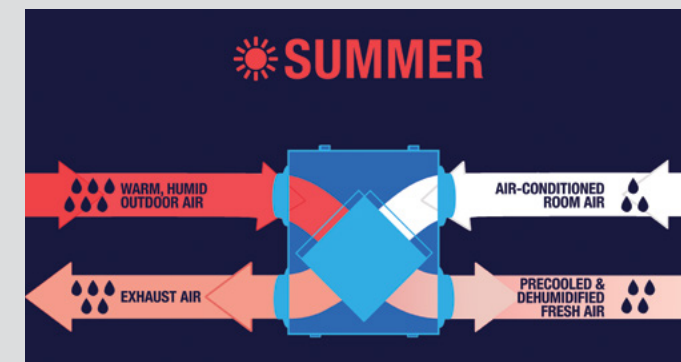
- ◆ Moderates heat and humidity via total energy recovery to maintain a comfortable indoor environment
- ◆ No need for frost protection or condensate pans
- ◆ Laminar airflow ensures that particulates do not accumulate in the core

REDUCED COSTS

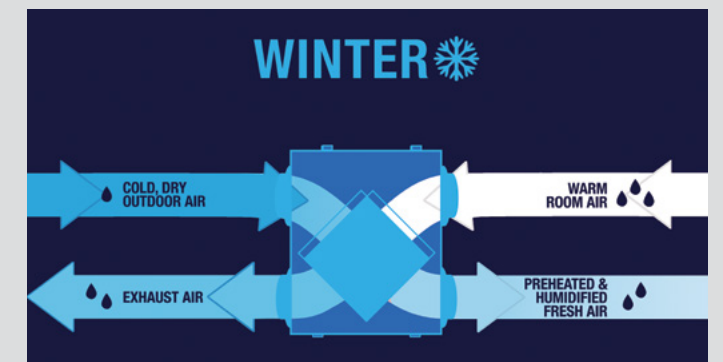
- ◆ Optimized energy efficiency via core energy transfer decreases ventilation energy requirements, which can result in smaller air conditioning and heating needs

RENEWAIRE ERVs TEMPER THE AIR

Our ERVs moderate the extremes of outdoor supply-air temperature and humidity year-round, providing a sustainable ventilation solution for every climate.



IN SUMMER, THE WARM, HUMID OUTSIDE AIR IS PRECOOLED AND DEHUMIDIFIED BY THE OUTGOING COOL INTERIOR AIR




IN WINTER, THE COLD, DRY OUTSIDE AIR IS PREHEATED AND HUMIDIFIED BY THE OUTGOING WARM INTERIOR AIR

A CLOSER LOOK

HE SERIES

Numerous application possibilities exist with the flexible and innovative HE Series commercial ERVs. These self-contained packaged ERVs can be used as a stand-alone unit or in concert with other HVAC equipment, and they have a wide CFM range. In addition, the ERVs are **highly configurable** and offer an extensive list of available options while **optimizing energy efficiency and cost savings**.



VIEW LIFE SIZE VERSION OF HE1.5X
ERV AT: [BIT.LY/AR-HE15X](https://bit.ly/AR-HE15X)





RENEWAIRE VENTILATION SOLUTIONS INCREASE MONETARY BENEFITS

RenewAire in Action

RENEWAIRE ERVs' FISCAL BENEFITS*



Compared to conventional equipment, a RenewAire HE2XINH ERV (at 1,500 CFM in Minnesota with gas heat) will result in:

- ♦ **INCREASED CASH FLOW:** RenewAire ERVs lower HVAC energy costs by up to 65%. The HE2XINH ERV can save \$2,656 annually on energy costs for the life of the unit.
- ♦ **SHORT PAYBACK:** Competitive pricing and sizable HVAC energy savings mean a short payback. The HE2XINH ERV's payback can be only 1.75 years.

- ♦ **MAXIMIZED NPV:** RenewAire ERVs generate tremendous value. At an additional investment of \$4,639, the HE2XINH ERV's Net Present Value (NPV) is \$31,371 over 15 years.
- ♦ **HIGHER IRR:** Applying RenewAire ERV technology boosts returns. The **Internal Rate of Return (IRR) of the HE2XINH ERV is an incredible 59%!**

*All data pertains to a RenewAire HE2XINH ERV when compared to conventional exhaust equipment at 1,500 CFM of OA in Minnesota using DX cooling and gas heat. Future energy costs calculated based on current energy costs.




LEARN HOW RENEWAIRE ERVs CAN SAVE MONEY:
BIT.LY/NPV_HE2XINH

GREEN BUILDING TRENDS

High-performance, green-building standards seek to reduce energy use and increase ventilation to improve health, wellness, IAQ and indoor environmental quality (IEQ). Sustainable design initiatives like ASHRAE Standard 189.1, LEED, 2030 Challenge, Living Building Challenge and WELL Building Standard have grown in popularity among architects, engineers, contractors and building owners alike. RenewAire ventilation technologies create healthier and more comfortable indoor environments, while optimizing energy efficiency. This is done by reusing otherwise-wasted total energy from the exhaust air to condition incoming outdoor air. The results are exceptional IAQ, IEQ, energy reductions and cost savings.



RENEWAIRE ERVs ARE THE SUSTAINABLE VENTILATION SOLUTION



RenewAire supports the

PILLARS OF SUSTAINABILITY

PEOPLE

Reduce acute and chronic health problems

Improve alertness and cognitive function

Boost productivity

PLANET

Committed to green manufacturing since 1982

Protect the environment with less energy use

Achieve a green structure with greater energy efficiency

PROFIT


Can benefit from a short payback period

























Realize annual energy savings

Trouble-free operations and maintenance



HE MODELS AT A GLANCE

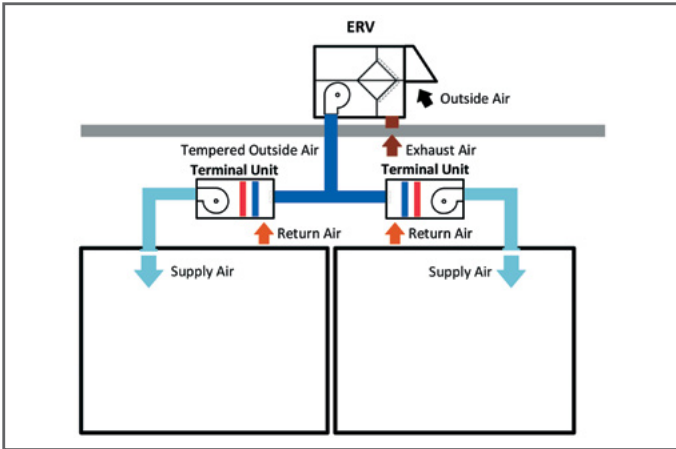


		HE07	HE10	HE1.5X	HE2X	HE3X	HE4X	HE6X	HE8X	
UNIT	Airflow Range	166–694 CFM	250–1100 CFM	375–1,650 CFM	500–2,200 CFM	750–3,300 CFM	1,000–4,400 CFM	1,500–6,600 CFM	2,000–8,800 CFM	
	Indoor & Outdoor Installation Location	✓	✓	✓	✓	✓	✓	✓	✓	
	Non-Fused (standard) & Fused (optional) Unit Disconnect Available	✓	✓	✓	✓	✓	✓	✓	✓	
	Energy Recovery Static Plate, Heat & Humidity Transfer	✓	✓	✓	✓	✓	✓	✓	✓	
	External Bypass of Energy Recovery	INH & INV	INH & INV	INH & INV	INH & INV	INH & INV	INH & INV	IN only	IN only	
CABINET	Single & Double Wall (optional) Construction	✓	✓	✓	✓	✓	✓	✓	✓	
	1" Foil Faced Insulation	✓	✓	✓	✓	✓	✓	✓	✓	
	2,500-hour Salt Spray Rated in White & Custom (optional) Painted Cabinets	✓	✓	✓	✓	✓	✓	✓	✓	
	Low Leakage Isolation Dampers	(Class 1)	(Class 1)	(Class 1)	(Class 1)	(Class 1)	(Class 1)	(Class 1)	(Class 1)	
SUPPLY/EXHAUST FAN	Supply/Exhaust Blower	Backward-curved impeller	Backward-curved impeller	Backward-curved impeller	Forward-curved centrifugal	Forward-curved centrifugal	Forward-curved centrifugal	Backward incline	Backward incline	
	Supply/Exhaust Fan Type	Direct-drive	Direct-drive	Direct-drive	Belt-drive	Belt-drive	Belt-drive	Belt-drive	Belt-drive	
	Supply/Exhaust Fan Speed Control	ECM	ECM	ECM (1P Only) VFD (RT 3P Only)	VFD	VFD	VFD	VFD	VFD	
	Supply/Exhaust Fan Vibration Isolation	✓	✓	✗	✗	✗	✗	✓ Neoprene	✓ Neoprene	
	Supply/Exhaust Fan Motor Voltage at 60 Hz	120V 1P	✓	✓	✓	✓	✓ (2 HP only)	✓ (2 HP only)	✗	✗
		208-230V 1P	✓	✓	✓	✓	✓ (2 & 3 HP only)	✓ (2 & 3 HP only)	✗	✗
		277V 1P	✗	✗	✓	✗	✗	✗	✗	✗
		208-230V 3P	✗	✗	✓	✓	✓	✓	✓	✓
		460V 3P	✗	✓	✓	✓	✓	✓	✓	✓
		575V 3P	✗	✗	✗	✓	✓	✓	✓	✓
Unit ESP	0–3.00 in. w.g. (IN) 0–2.50 in. w.g. (RT)	0–3.00 in. w.g.	0–1.50 in. w.g.	0–1.50 in. w.g.	0–1.50 in. w.g.	0–1.50 in. w.g.	0–1.50 in. w.g.	0–2.00 in. w.g.	0–2.00 in. w.g.	
ACCESSORIES CONTROLS	Integrated Programmable Controls - Enhanced, Premium (optional)	✓	✓	✓	✓	✓	✓	✓	✓	
	Optional Communications	BACnet, Modbus RTU or TCP	BACnet, Modbus RTU or TCP	BACnet, Modbus RTU or TCP	BACnet, Modbus RTU or TCP	BACnet, Modbus RTU or TCP	BACnet, Modbus RTU or TCP	BACnet, Modbus RTU or TCP	BACnet, Modbus RTU or TCP	
ACCESSORIES	Roof Curbs	✓	✓	✓	✓	✓	✓	✓	✓	
	MERV 8 Filters (standard)	✓	✓	✓	✓	✓	✓	✓	✓	
	MERV 13 Filters (optional)	✓	✓	✓	✓	✓	✓	✓	✓	
CERT.	Certifications	  	  	  	  	  	  	  	  	

SELECTING A UNIT

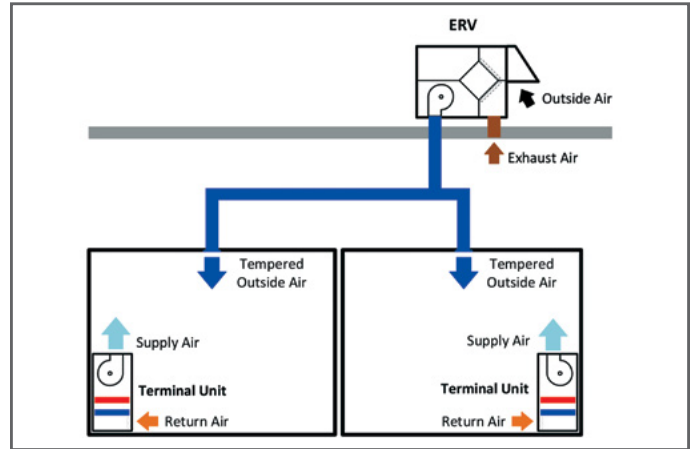
APPLICATION STRATEGIES

AIR SUPPLIED TO INTAKES OF TERMINAL UNITS



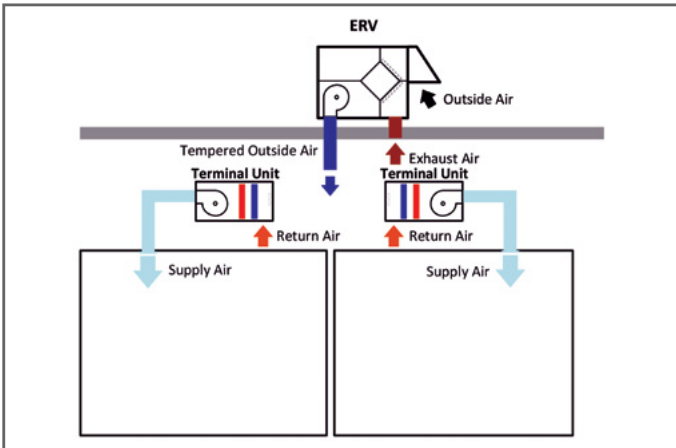
- ♦ Variable refrigerant flow/volume
- ♦ Active chilled beam
- ♦ Fan coils

DIRECT-TO-ZONE WITH TERMINAL UNITS



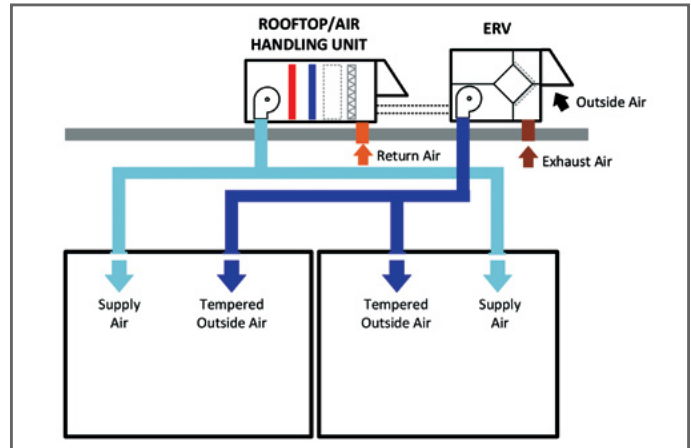
- ♦ Variable refrigerant flow/volume
- ♦ Chilled beam
- ♦ Fan coils
- ♦ Radiant floor heating & cooling
- ♦ Heat pumps
- ♦ Packaged terminal air conditioning

SUPPLY AIR TO MIXING BOXES FOR INDOOR TERMINAL UNITS OR ROOFTOPS



- ♦ Variable refrigerant flow/volume
- ♦ Chilled beam
- ♦ Fan coils

DIRECT-TO-ZONE WITH ROOFTOP OR ALTERNATIVELY TO MIXING BOX OF ROOFTOP UNITS (See dotted line)



Rooftop applications shown, configuration can be applied to indoor units

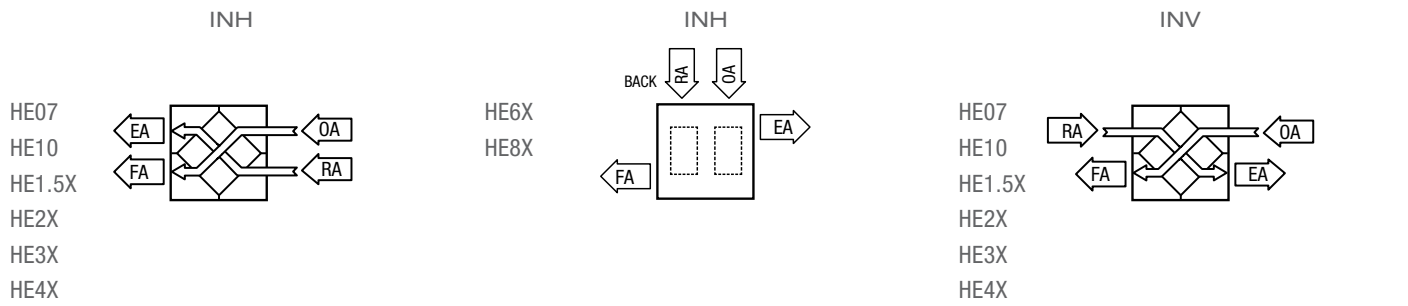
MAINTENANCE IS SIMPLE

Disposable filters should be checked and replaced as needed. Additionally, once a year, vacuum the four core faces using a soft brush. The RenewAire core does not need to be washed as particulates do not accumulate in the core.

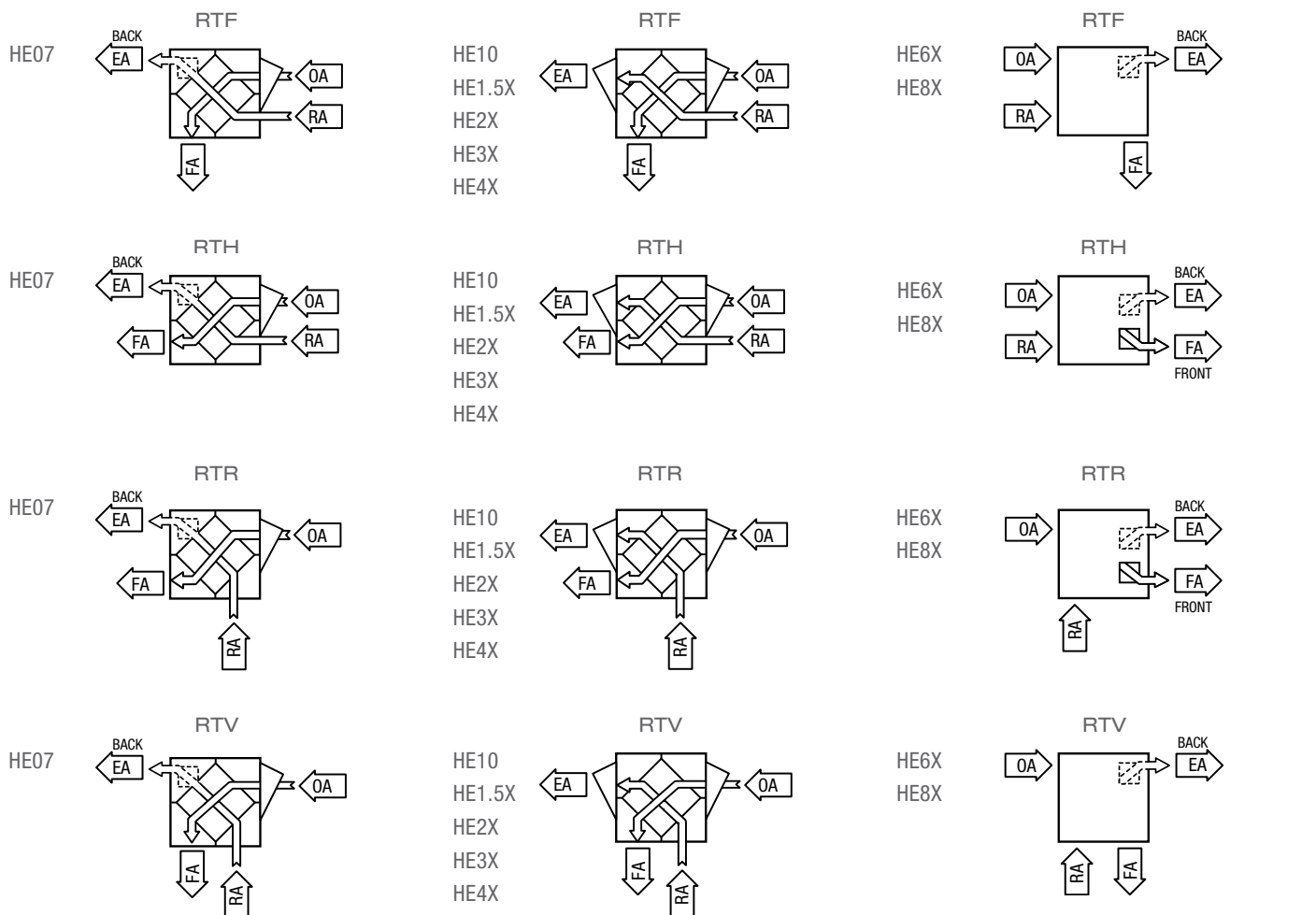


AIRFLOW ORIENTATIONS

INDOOR



OUTDOOR



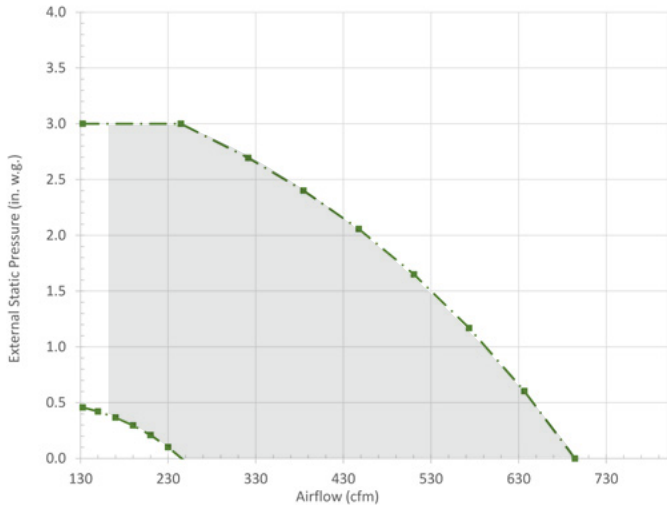
OUTDOOR DIRECT CONNECT



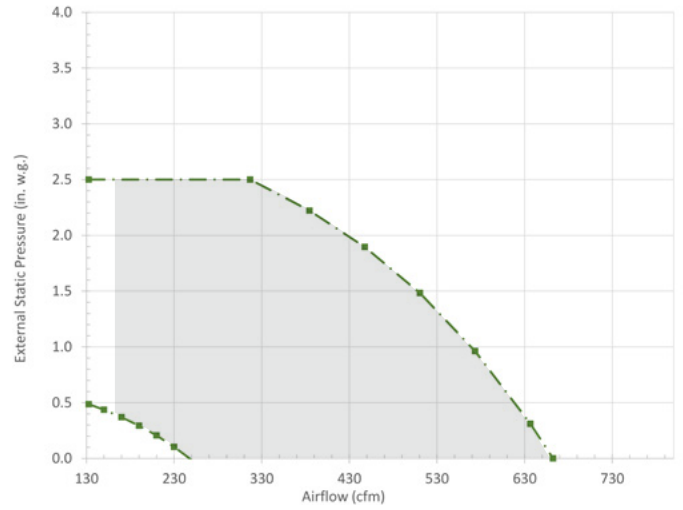
EC MOTOR OPERATING RANGES

— STANDARD EC MOTOR
 - - - INTERMEDIATE EC MOTOR
 - · - · - ADVANCED EC MOTOR
 RECOMMEND OPERATING RANGE

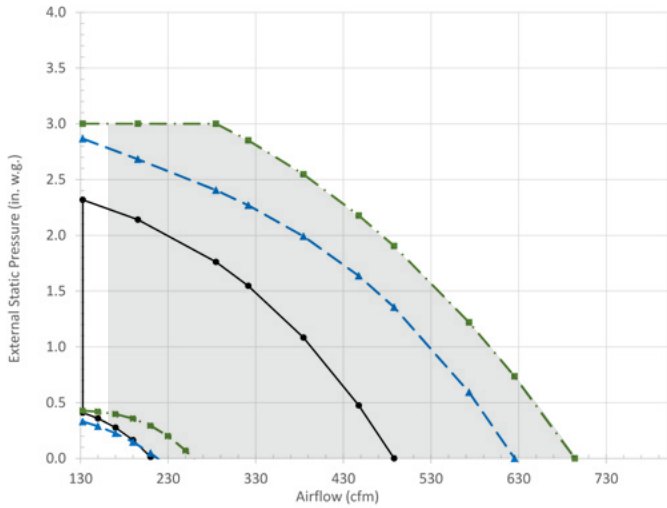
HE07IN 1P 120V



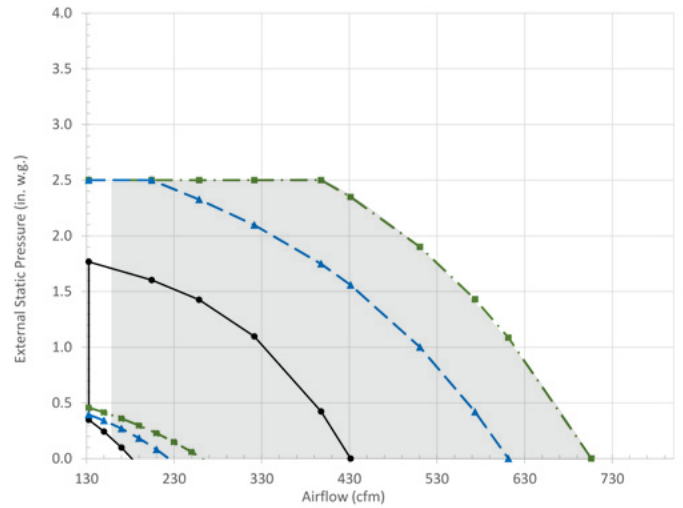
HE07RT 1P 120V



HE07IN 1P 208-230V



HE07RT 1P 208-230V



Note: Airflow performance includes effect of clean, standard filter supplied with unit.

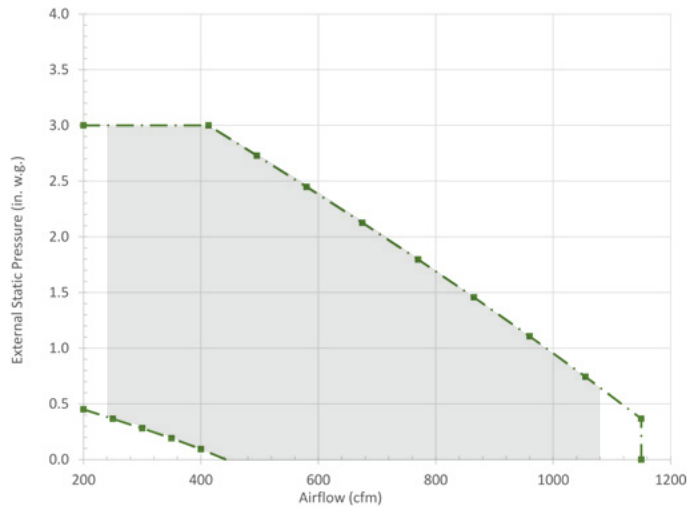
— STANDARD EC MOTOR

- - INTERMEDIATE EC MOTOR

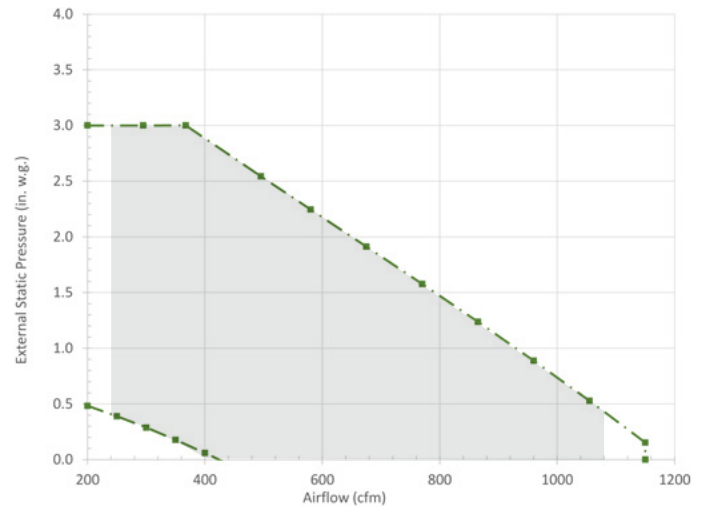
- · - · ADVANCED EC MOTOR

RECOMMEND
OPERATING RANGE

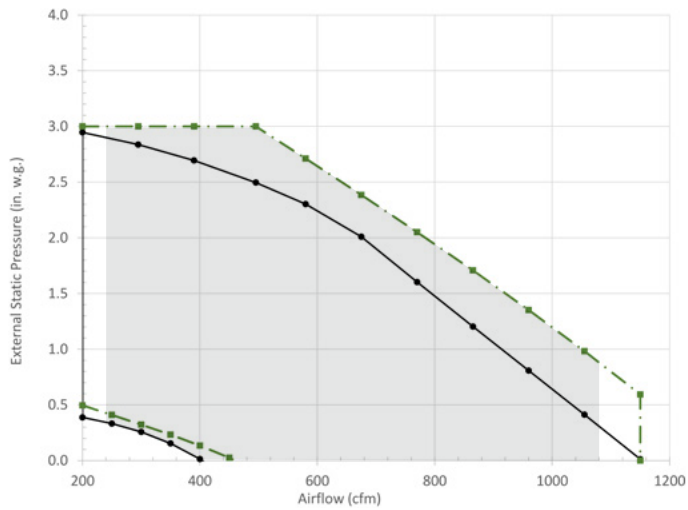
HE10IN 1P 120V



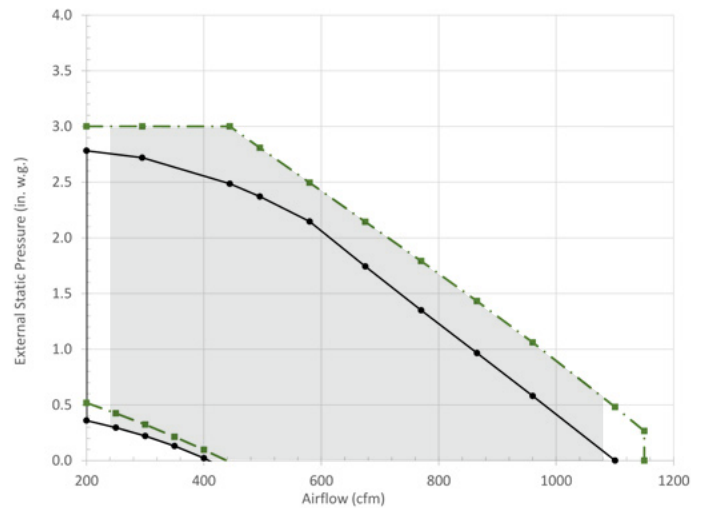
HE10RT 1P 120V



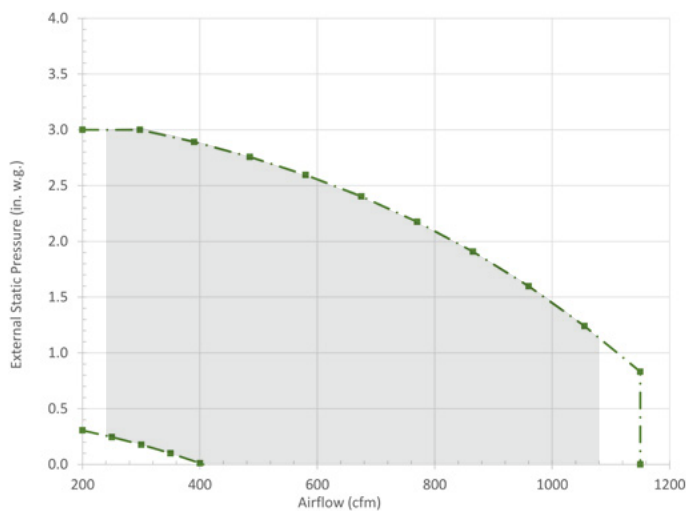
HE10IN 1P 208-230V



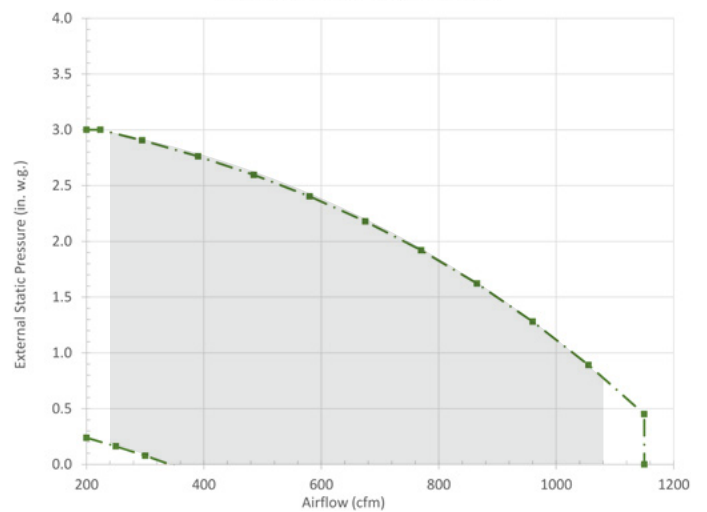
HE10RT 1P 208-230V



HE10IN 3P 460V



HE10RT 3P 460V



ACCESSORIES


CONTROLS



CO2 Sensor Wall Mount



IAQ Sensor Wall Mount



CO2 Sensor Duct Mount



IAQ Sensor Duct Mount



Temperature Sensor Duct Mount



Coming Soon! Remote Fan Control with BACnet



Occupancy Sensor Ceiling Mount



Occupancy Sensor Wall Mount



Duct Static Pressure Sensor Wall/Duct Mount without Display



Duct Static Pressure Sensor Wall/Duct Mount with Display



Smoke Detector Duct Mount



Remote Display Handheld or Wall Mount


CURBS




Digital Time Clock Wall Mount



Digital Time Clock Exterior Enclosure



Standard Roof Curb




Engineered Combo Curb (for select AHU/RTU)

WALL VENTS AND DAMPERS



Louvered Wall Vent, 10" Round Duct Connection, 12" x 12"



Hooded Wall Vent 10" & 12" Galvanized, Paintable Galvanneal



Backdraft Damper 10" & 12"



Automatic Balancing Damper 4", 5" & 6"

HEATERS



RH Series Electric Duct Heater (for indoor units only)



EK Series Electric Duct Heater (for indoor units only)



GH Series Indirect Gas-Fired Duct Furnace (indoor or rooftop)



2" MERV 8, 13

FILTERS